











Group:	M110R	Notes:
Form:	SP1031	
Date:	June 13, 2019	
File:	Starter Parts List Section	

Component View	CE Housing Assembly	Brush Holder Assembly	Field Coil Assembly	Armature Assembly	Hardware Kit
					
Model	1	2	3	4	5
M110R2601SE Sales: M110601	M012710010S	M007710029S	M016710028S	M002710007S	K212710029S
M110R2602SE Sales: M110602	M012710010S	M007710029S	M016710028S	M002710007S	K212710029S
M110R2603SE Sales: M110603	M012710011S	M007710029S	M016710028S	M002710007S	K212710029S
M110R2604SE Sales: M110604	M012710011S	M007710029S	M016710028S	M002710007S	K212710029S
M110R2605SE Sales: M110605	M012710011S	M007710029S	M016710028S	M002710007S	K212710029S
M110R2606SE Sales: M110606	M012710011S	M007710029S	M016710028S	M002710007S	K212710029S
M110R2607SE Sales: M110607	M012710171S	M007710173S	M016710028S	M002710007S	K212710178S
M110R2608SE Sales: M110608	P00101	M007710029S	M016710028S	M002710007S	K212710036S
M110R2609SE Sales: M110609	M012710172S	M007710029S	M016710028S	M002710007S	K212710029S
M110R2610SE Sales: M110610	M012710011S	M007710029S	M016710028S	M002710007S	K212710029S
M110R2615SE Sales: M110615	M012710010S	M007710029S	M016710028S	M002710007S	K212710029S




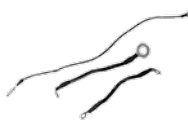

Important: The information contained in this bulletin is intended for use by trained, professional technicians who have the proper tools, equipment, and training to perform the required maintenance described above. This information is NOT intended for 'do-it-yourselfers', and you should not assume that this information applies to your equipment. If you have any questions regarding this information please visit our website at www.prestolite.com, or contact our technical service department at:


Group:	M110R	Notes:
Form:	SP1031	
Date:	June 13, 2019	
File:	Starter Parts List Section	

Component View	Lever Assembly	Drive Shaft & Gear Assembly	Drive Assembly	Solenoid Assembly	Drive End Assembly
					
Model	6	7	8	9	10
M110R2601SE Sales: M110601	K185710006S	K183710006S	M029710044S	S214710108S	M777710134S
M110R2602SE Sales: M110602	K185710006S	K183710006S	M029710044S	S214710108S	M777710134S
M110R2603SE Sales: M110603	K185710006S	K183710006S	M029710044S	S214710108S	M777710135S
M110R2604SE Sales: M110604	K185710006S	K183710006S	M029710044S	S214710108S	M777710134S
M110R2605SE Sales: M110605	K185710006S	K183710006S	M029710044S	S214710108S	M777710134S
M110R2606SE Sales: M110606	K185710006S	K183710006S	M029710044S	S214710108S	M777710135S
M110R2607SE Sales: M110607	K185710006S	K183710006S	M029710044S	S214710179S	M777710134S
M110R2608SE Sales: M110608	K185710006S	K183710006S	P00102	S214710108S	P00103
M110R2609SE Sales: M110609	K185710006S	K183710006S	M029710044S	S214710108S	M777710180S
M110R2610SE Sales: M110610	K185710006S	K183710006S	M029710044S	S214710108S	M777710135S
M110R2615SE Sales: M110615	K185710006S	K183710006S	M029710044S	S214710108S	M777710135S

Important: The information contained in this bulletin is intended for use by trained, professional technicians who have the proper tools, equipment, and training to perform the required maintenance described above. This information is NOT intended for 'do-it-yourselfers', and you should not assume that this information applies to your equipment. If you have any questions regarding this information please visit our website at www.prestolite.com, or contact our technical service department at:

Group:	M110R	Notes:
Form:	SP1031	
Date:	June 13, 2019	
File:	Starter Parts List Section	

Component View	Control Relay	Pinion Kit	Brush Kit	Lead Kit	Relay Bracket
					
Model	11	12	13	14	15
M110R2601SE Sales: M110601	S214710066S	M029710066S	K185710070S	K185710075S	M168710054S
M110R2602SE Sales: M110602	S214710066S	M029710065S	K185710070S	K185710075S	M168710054S
M110R2603SE Sales: M110603	S214710066S	M029710183S	K185710070S	K185710075S	M168710054S
M110R2604SE Sales: M110604	S214710066S	M029710066S	K185710070S	K185710075S	M168710054S
M110R2605SE Sales: M110605	S214710074S	M029710065S	K185710070S	K185710150S	M168710054S
M110R2606SE Sales: M110606	S214710066S	M029710065S	K185710070S	K185710075S	M168710054S
M110R2607SE Sales: M110607	S214710181S	M029710065S	K185710070S	K185710182S	M168710054S
M110R2608SE Sales: M110608	P00104	M029710066S	K185710070S	P00105	N/A
M110R2609SE Sales: M110609	S214710074S	M029710183S	K185710070S	K185710150S	M168710054S
M110R2610SE Sales: M110610	S214710066S	M029710065S	K185710070S	K185710075S	M168710054S
M110R2615SE Sales: M110615	S214710066S	M029710183S	K185710070S	K185710075S	M168710054S

Component View	OCP By-pass Plug
	
Model	
All Models	M264105399S

NOTE: If the starter being removed incorporates an OCP connection, and you are using a starter motor without the OCP feature, we have a by-pass plug available that would by-pass the vehicle's OCP circuit. This is done by simply snapping the by-pass plug into the vehicle's connector/plug.

Important: The information contained in this bulletin is intended for use by trained, professional technicians who have the proper tools, equipment, and training to perform the required maintenance described above. This information is NOT intended for 'do-it-yourselfers', and you should not assume that this information applies to your equipment. If you have any questions regarding this information please visit our website at www.prestolite.com, or contact our technical service department at: